

Regulatory compliance and safety information

Thank you for buying the Dyson Airstrait™ straightener.

IMPORTANT SAFETY INSTRUCTIONS

READ ALL INSTRUCTIONS BEFORE USE

When using an electrical appliance, basic precautions should always be followed, including the following:

WARNING

THE APPLIANCE CONTAINS MAGNETS

1. Keep away from implanted medical devices such as pacemakers and defibrillators as they may be affected by strong magnetic fields. Can also affect credit cards and electronic storage media.

WARNING

THESE WARNINGS APPLY TO THE APPLIANCE, AND ALSO WHERE APPLICABLE, TO ALL TOOLS, ACCESSORIES, CHARGERS OR MAINS ADAPTORS.

TO REDUCE THE RISK OF FIRE, ELECTRIC SHOCK, OR INJURY:

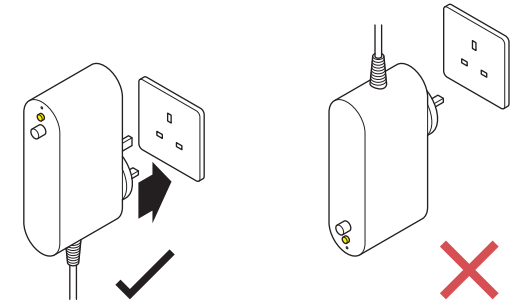
2. When the appliance is connected to the power supply, never leave it unattended.
3. Where applicable, always place the appliance in the stand, on a heat-resistant, stable flat surface.
4. Machine should never be used without the fan motor on.
5. Do not use machine with a wet filter.
6. This Dyson appliance can be used by children aged from 8 years and above and persons with reduced physical, sensory or reasoning capabilities, or lack of experience and knowledge, only if they have been given supervision or instruction by a responsible person concerning use of the appliance in a safe way and understand the hazards involved.

- Cleaning and user maintenance shall not be made by children without supervision.
7. Do not allow to be used as a toy. Close attention is necessary when used by or near children. Children should be supervised to ensure that they do not play with the appliance.
 8. If the appliance is used in a bathroom, unplug after use. The proximity of water presents a hazard even when the appliance is switched off.
 9. **WARNING:** Do not use this appliance near bathtubs, showers, basins or other vessels containing water.



10. Misuse of the plug such as dropping and immersion in water should be avoided.
11. **WARNING:** Burn hazard. Keep appliance out of reach of young children, particularly during use and cool down.
12. If the supply cable is damaged, it must be replaced or repaired by the manufacturer, its service agent or similarly qualified persons in order to avoid a hazard.
13. This appliance has multiple non-self resetting thermal cut out safety systems to prevent overheating. If your appliance cuts out, follow the instructions given on the user interface.
14. **CAUTION:** In order to avoid a hazard due to inadvertent resetting of the thermal cut-out, this appliance must not be supplied through an external switching device, such as a timer, or connected to a circuit that is regularly switched on and off by the utility company, or plugged into any socket where the electrical supply is unstable or likely to be turned off.
15. For additional protection, the installation of a residual current device (RCD) having a rated residual operating current not exceeding 30mA is advisable. Ask your installer for advice.
16. Do not use the appliance for any other purpose than styling hair.
17. Do not handle any part of the plug or appliance with wet hands.
18. Hold the handle of appliance to operate.
19. Unplug or switch off before any maintenance or servicing.

20. Do not unplug by pulling on the cable or stretch or pull the cable when in use. Do not use an extension lead and do not wrap the cable around the appliance.
21. Do not use any lubricants, cleaning agents, polishes or air fresheners on any part of the appliance.
22. This appliance should not be used in the rain.
23. Contact the Dyson Helpline when a service or repair is required. Do not disassemble the appliance as incorrect reassembly may result in an electric shock or fire.
24. Misuse of the appliance may present risk to the safety of the user and the appliance. Do not operate the appliance if it is not working as it should, if it has received a sharp blow, if it has been dropped, damaged, left outdoors or dropped into water. If the LED indicator on the plug is illuminated, unplug the appliance, and contact the Dyson Helpline.
25. The specifications of the socket outlet used must match the specifications of the plug. If the plug does not fit correctly into the outlet, do not use.
26. The PRCD plug must be inserted in an upright position into an upright socket outlet only, as shown below.



27. Do not use the appliance:
 - In the proximity of a strong magnetic field.
28. Do not store the appliance:
 - At a temperature outside the temperature range of -20 °C to 60 °C.
29. Ensure you check the PRCD safety feature every time you use your appliance. The purpose of this

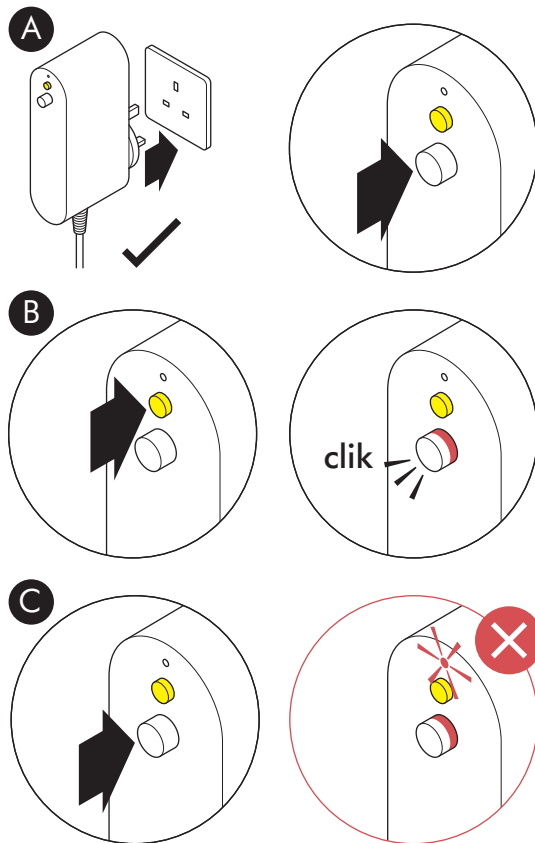
test is to make sure the safety device is working.
To test:

A. Plug in the appliance and press the 'Reset' button: 'Reset' button shall be in depressor position.

B. Press the 'Test' button: 'Reset' button shall pop out (The red circle visible from the side means that the power to the appliance has been disconnected).

C. Press the 'Reset' button to restore power for use.

30. If you can see the red circle, or the LED indicator is illuminated, the test has failed. If the appliance repeatedly trips, or fails to pass the test sequence listed above, unplug the appliance and contact the Dyson Helpline. The use of a PRCD plug cannot be regarded as a substitute for basic electrical safety.



Additional information

Looking after your Dyson machine

- Do not carry out any maintenance or repair work other than that shown in the Dyson user manual, or advised by the Dyson Helpline.
- Always disconnect the plug from the mains socket before inspecting for problems. If the machine will not operate, first check the mains socket has an electricity supply and that the plug is properly inserted into the socket.

Disposal information

- Dyson products are made from high grade recyclable materials. Recycle where possible.
- This symbol indicates that this machine should not be disposed with your general household waste. To prevent possible harm to the environment or human health from uncontrolled waste disposal, recycle it responsibly to promote the sustainable reuse of material resources. When this machine has reached the end of its serviceable life, please take it to a recognised WEEE (Waste Electrical and Electronic Equipment) collection facility such as your local civic amenity site for recycling. Your local authority or retailer will be able to advise you of your nearest recycling facility.

Limited 2-year guarantee

Terms and conditions of the Dyson 2-year limited guarantee

What is covered

- The repair or replacement of your Dyson machine (at Dyson's discretion) if it is found to be defective due to faulty materials, workmanship or function within two years of purchase or delivery (if any part is no longer available or out of manufacture, Dyson will replace it with a functional replacement part).

What is not covered

Dyson does not guarantee the repair or replacement of a product where a defect is the result of:

- Damage caused by not carrying out the recommended machine maintenance.
- Accidental damage, faults caused by negligent use or care, misuse, neglect, carelessness or operation or handling of the machine which is not in accordance with the Dyson User manual.
- Use of the machine for anything other than the use it is designed for.
- Use of the machine outside of 'normal use' which is defined as more than two hours per day.
- Use of parts not assembled or installed in accordance with the instructions of Dyson.
- Use of parts and accessories which are not genuine Dyson components.
- Faulty installation (except where installed by Dyson).
- Repairs or alterations carried out by parties other than Dyson or its authorised agents.
- Normal wear and tear (e.g. fuse etc.).

If you are in any doubt as to what is covered by your guarantee, please contact the Dyson Helpline.

Summary of cover

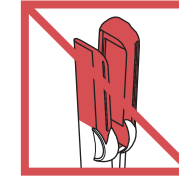
- The guarantee becomes effective from the date of purchase (or the date of delivery if this is later).
- You must provide proof of (both the original and any subsequent) delivery/purchase before any work can be carried out on your Dyson machine. Without this proof, any work carried out will be chargeable. Keep your receipt or delivery note.
- All work will be carried out by Dyson or its authorised agents.
- Any parts which are replaced by Dyson will become the property of Dyson.
- The repair or replacement of your Dyson machine under guarantee will not extend the period of guarantee unless this is required by local law in the country of purchase.
- The guarantee provides benefits which are additional to and do not affect your statutory rights as a consumer and will apply whether you purchased your product directly from Dyson or from a third party.

Important data protection information

When registering your Dyson machine:

- You will need to provide us with basic contact information to register

- your machine and enable us to support your guarantee.
- When you register, you will have the opportunity to choose whether you would like to receive communications from us. If you opt-in to communications from Dyson, we will send you details of special offers and news of our latest innovations.
- We never sell your information to third parties and only use information that you share with us as defined by our privacy policies which are available on our website at [privacy.dyson.com](https://www.dyson.com/privacy).



The product air exit area may become hot during use.